

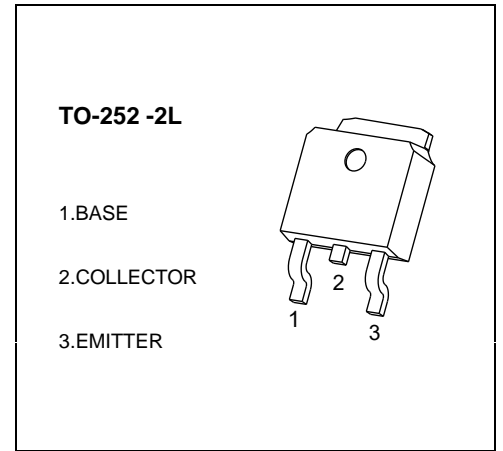


TO-252-2L Plastic-Encapsulate Transistors

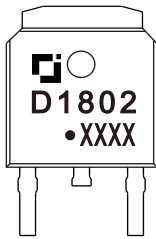
2SD1802 TRANSISTOR (NPN)

FEATURES

- Adoption of FBET,MBIT Processes
- Large Current Capacity and Wide ASO
- Low Collector-to-Emitter Saturation Voltage
- Fast Switching Speed

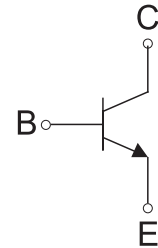


MARKING



D1802=Device code
 Solid dot=Green moldinn compound device,
 if none,the normal device
 XXXX=Code

Equivalent Circuit



MAXIMUM RATINGS (Ta=25°C unless otherwise noted)

Symbol	Parameter	Value	Unit
V _{CB0}	Collector Base Voltage	60	V
V _{CE0}	Collector-Emitter Voltage	50	V
V _{EB0}	Emitter-Base Voltage	6	V
I _c	Collector Current –Continuous	3	A
P _c	Collector Power Dissipation	1	W
T _J ,T _{stg}	Operation Junction and Storage Temperature Range	-55-150	°C

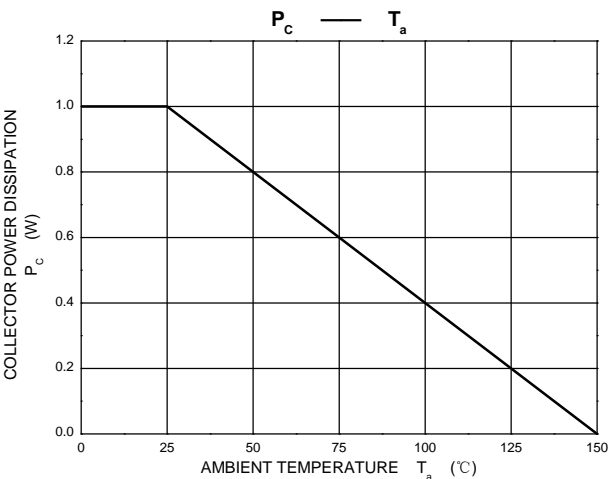
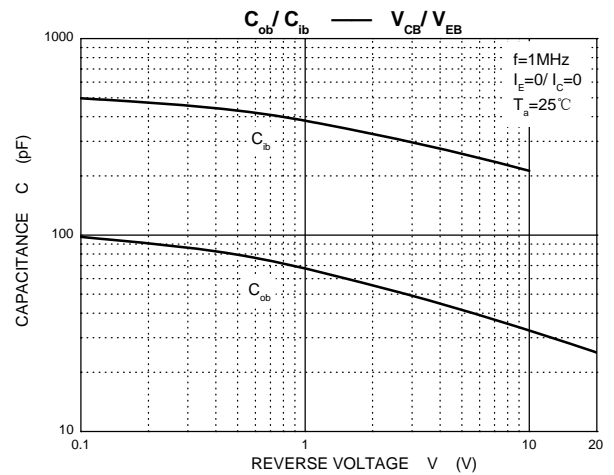
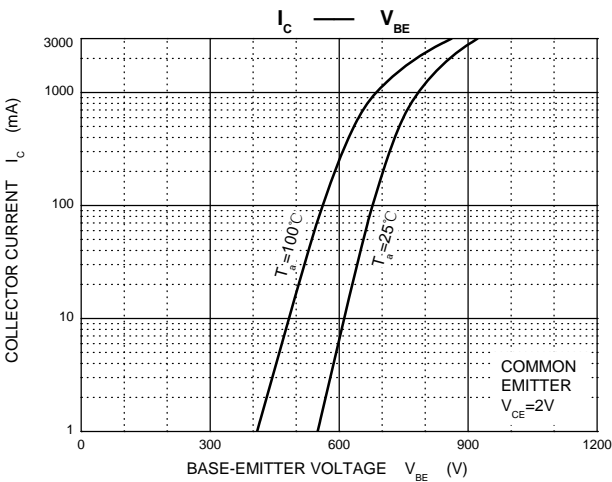
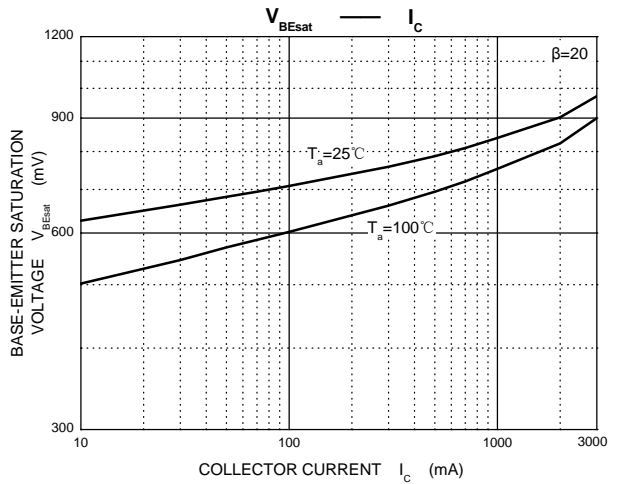
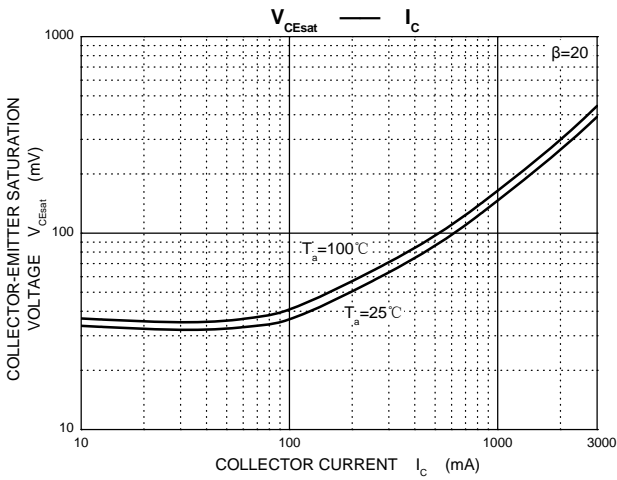
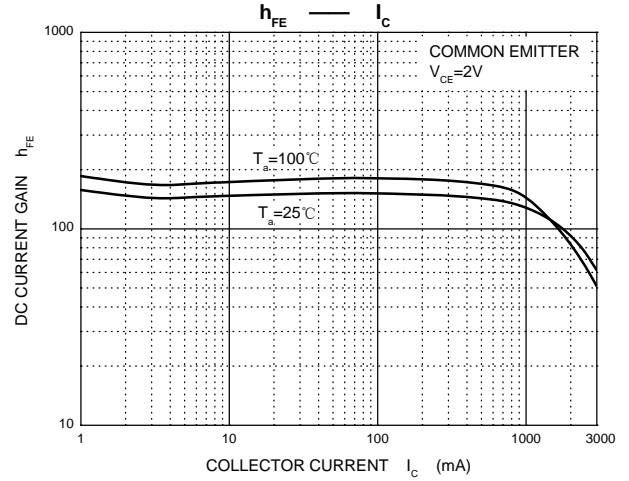
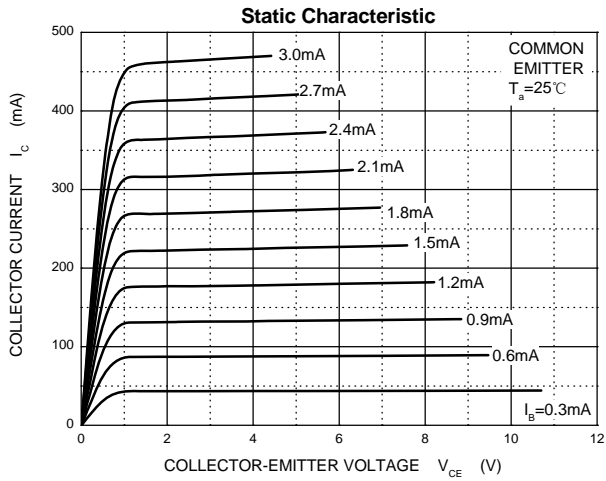
ELECTRICAL CHARACTERISTICS (Ta=25°C unless otherwise specified)

Parameter	Symbol	Test conditions	Min	Typ	Ma	
Collector-base breakdown voltage	$V_{(BR)CBO}$	$I_C = 10\mu A, I_E = 0$	60			V
Collector-emitter breakdown voltage	$V_{(BR)CEO}$	$I_C = 1mA, I_B = 0$	50			V
Emitter-base breakdown voltage	$V_{(BR)EBO}$	$I_E = 10\mu A, I_C = 0$	6			V
Collector cut-off current	I_{CBO}	$V_{CB} = 40V, I_E = 0$			1	μA
Emitter cut-off current	I_{EBO}	$V_{EB} = 4V, I_C = 0$			1	μA
DC current gain	$h_{FE(1)}$	$V_{CE} = 2V, I_C = 100mA$	100		560	
	$h_{FE(2)}$	$V_{CE} = 2V, I_C = 3A$	35			
Collector-emitter saturation voltage	$V_{CE(sat)}$	$I_C = 2A, I_B = 100mA$			0.5	V
Base-emitter saturation voltage	$V_{BE(sat)}$	$I_C = 2A, I_B = 100mA$			1.2	V
Transition frequency	f_T	$V_{CE} = 10V, I_C = 50mA$		150		MHz
Collector output capacitance	C_{ob}	$V_{CB} = 10V, I_E = 0, f = 1MHz$		25		pF

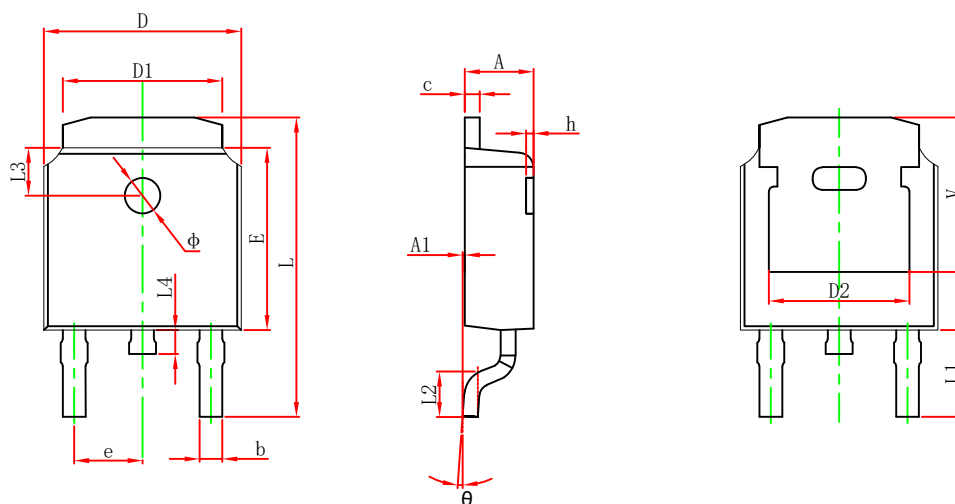
CLASSIFICATION OF $h_{FE(1)}$

Rank	R	S	T	U
Range	100-200	140-280	200-400	280-560

Typical Characteristics

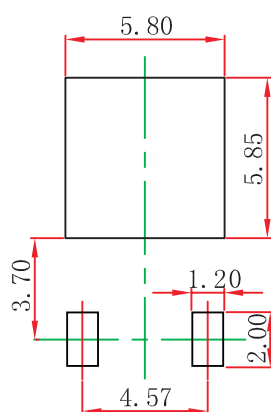


TO-252-2L Package Outline Dimensions



Symbol	Dimensions In Millimeters		Dimensions In Inches	
	Min.	Max.	Min.	Max.
A	2.200	2.400	0.087	0.094
A1	0.000	0.127	0.000	0.005
b	0.635	0.770	0.025	0.030
c	0.460	0.580	0.018	0.023
D	6.500	6.700	0.256	0.264
D1	5.100	5.460	0.201	0.215
D2	4.830 REF.		0.190 REF.	
E	6.000	6.200	0.236	0.244
e	2.186	2.386	0.086	0.094
L	9.712	10.312	0.382	0.406
L1	2.900 REF.		0.114 REF.	
L2	1.400	1.700	0.055	0.067
L3	1.600 REF.		0.063 REF.	
L4	0.600	1.000	0.024	0.039
Φ	1.100	1.300	0.043	0.051
θ	0°	8°	0°	8°
h	0.000	0.300	0.000	0.012
V	5.250 REF.		0.207 REF.	

TO-252-2L Suggested Pad Layout



Note:

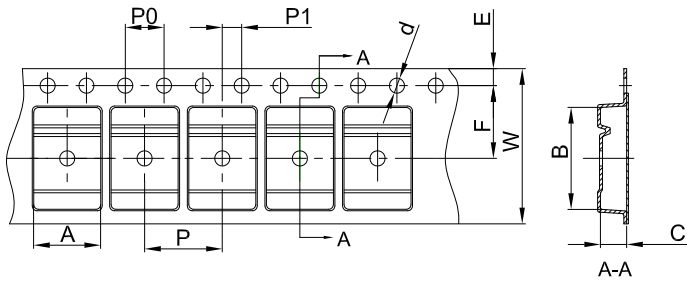
1. Controlling dimension: in millimeters.
2. General tolerance: ± 0.05 mm.
3. The pad layout is for reference purposes only.

NOTICE

JSCJ reserves the right to make modifications, enhancements, improvements, corrections or other changes without further notice to any product herein. JSCJ does not assume any liability arising out of the application or use of any product described herein.

TO-252-2L Tape and Reel

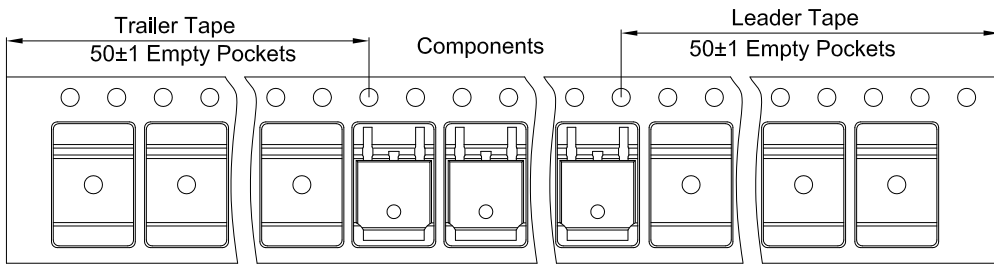
TO-252 Embossed Carrier Tape



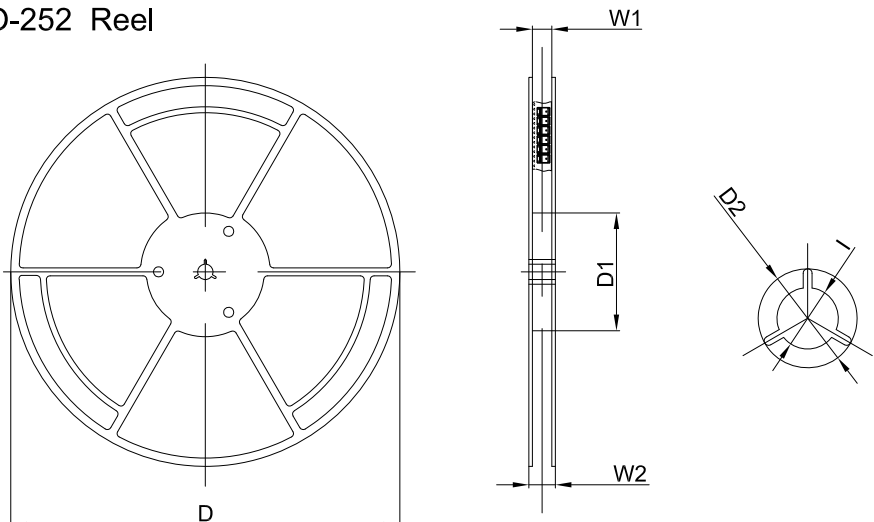
Packaging Description:
 TO-252 parts are shipped in tape. The carrier tape is made from a dissipative (carbon filled) polycarbonate resin. The cover tape is a multilayer film (Heat Activated Adhesive in nature) primarily composed of polyester film, adhesive layer, sealant, and anti-static sprayed agent. These reeled parts in standard option are shipped with 25,00 units per 13" or 33.0 cm diameter reel. The reels are clear in color and is made of polystyrene plastic (anti-static coated).

Dimensions are in millimeter										
Pkg type	A	B	C	d	E	F	P0	P	P1	W
TO-252	6.90	10.50	2.70	Ø1.55	1.75	7.50	4.00	8.00	2.00	16.00

TO-252 Tape Leader and Trailer



TO-252 Reel



Dimensions are in millimeter						
Reel Option	D	D1	D2	W1	W2	I
13" Dia	330.00	100.00	Ø21.00	16.40	21.00	Ø13.00

REEL	Reel Size	Box	Box Size(mm)	Carton	Carton Size(mm)	G.W.(kg)
2,500 pcs	13inch	2,500 pcs	340×336×29	25,000 pcs	353×346×365	