

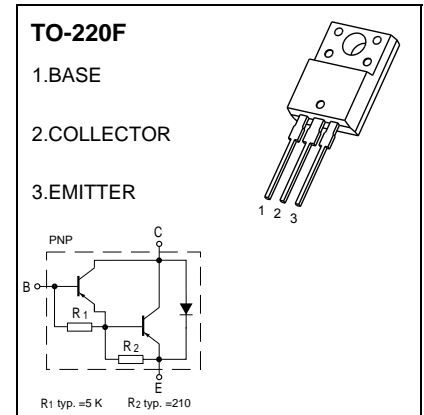


TO-220F Plastic-Encapsulate Transistors


TIP127F DARLINGTON TRANSISTOR (PNP)

FEATURES

- Medium Power Complementary Silicon Transistors



MARKING



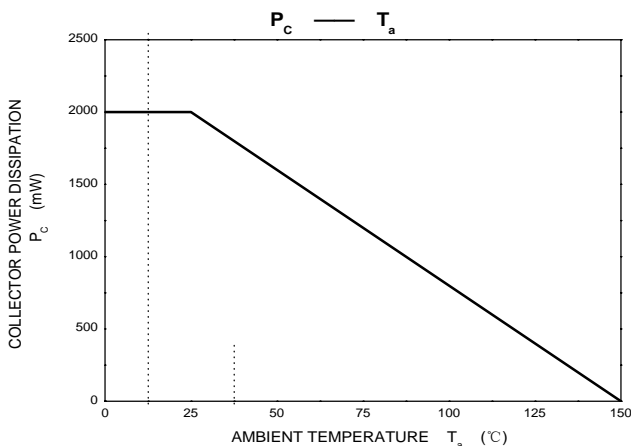
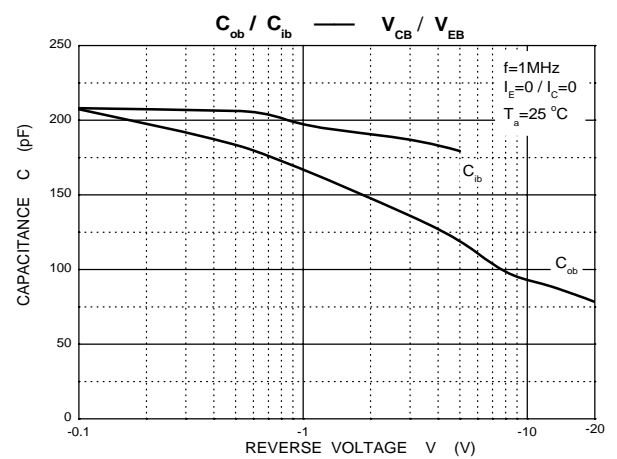
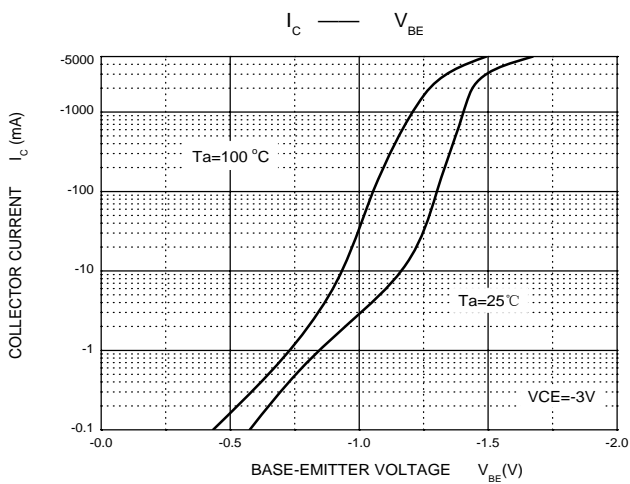
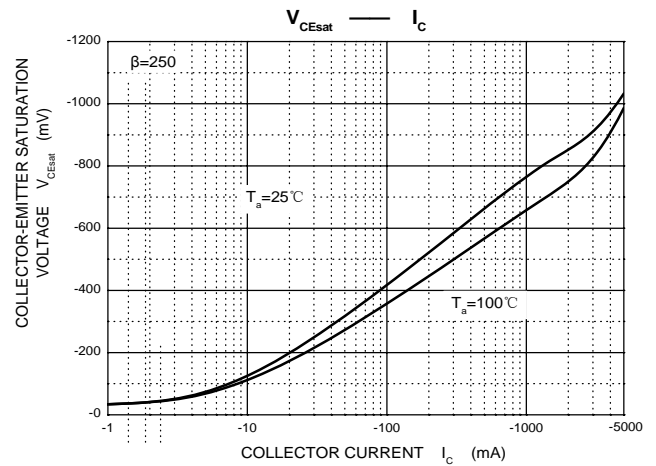
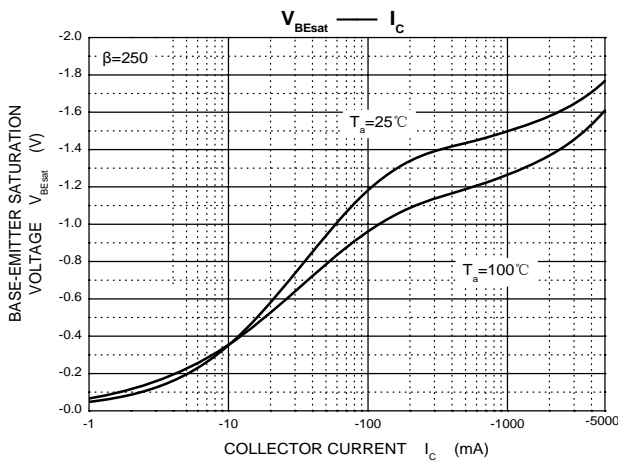
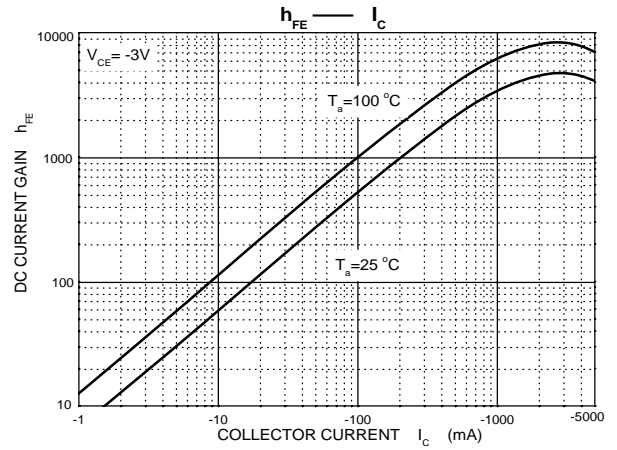
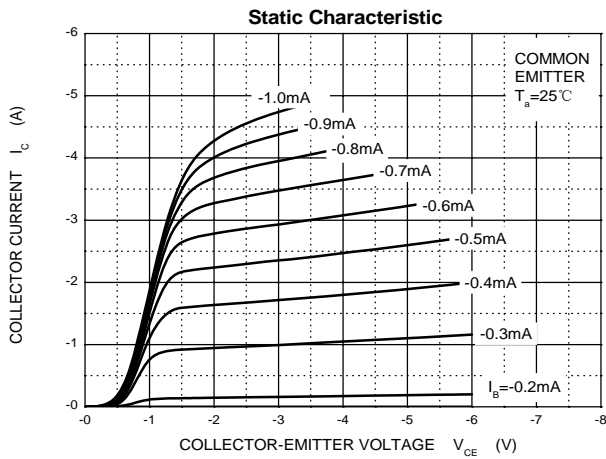
TIP127F=Device code
 Solid dot=Green moldinn compound device,
 if none,the normal device
 XXXX=Code

MAXIMUM RATINGS (Ta=25°C unless otherwise noted)

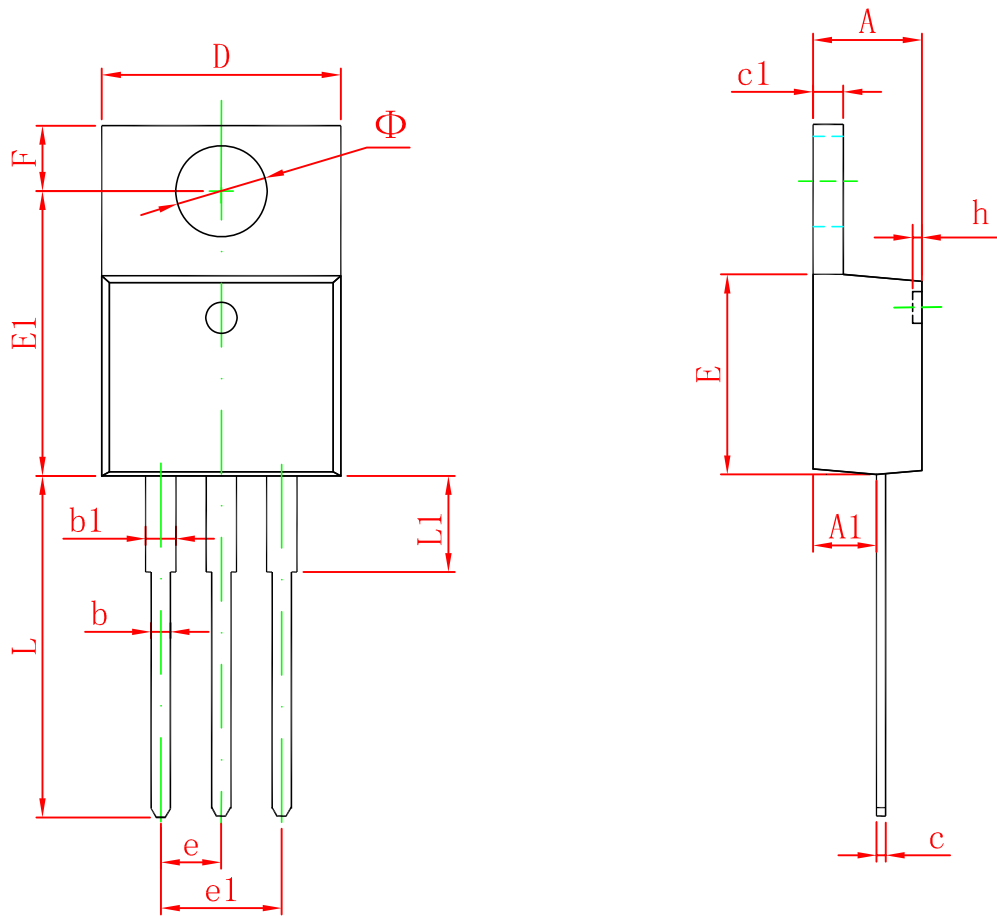
Symbol	Parameter	TIP122F	TIP127F	Unit
V _{CBO}	Collector-Base Voltage	-100		V
V _{CEO}	Collector-Emitter Voltage	-100		V
V _{EBO}	Emitter-Base Voltage	-5		V
I _C	Collector Current -Continuous	-5		A
P _C	Collector Power Dissipation	2		W
R _{θJA}	Thermal Resistance, Junction to Ambient	62.5		°C/W
R _{θJC}	Thermal Resistance, Junction to Case	1.92		°C/W
T _J , T _{stg}	Operation Junction and Storage Temperature Range	-55~+150		°C

ELECTRICAL CHARACTERISTICS (T_a=25°C unless otherwise specified)

Parameter	Symbol	Test conditions	Min	Max	U
Collector-base breakdown voltage	V _{(BR)CBO}	I _C = -1mA, I _E =0	-100		V
Collector-emitter breakdown voltage	V _{CEO(SUS)}	I _C = -30mA, I _B =0	-60		V
Collector cut-off current	I _{CBO}	V _{CB} =-100V, I _E =0		-0.2	mA
Collector cut-off current	I _{CEO}	V _{CE} =-50 V, I _B =0		-0.5	mA
Emitter cut-off current	I _{EBO}	V _{EB} =-5 V, I _C =0		-2	mA
DC current gain	h _{FE(1)}	V _{CE} = -3V, I _C =-0.5A	1000		
	h _{FE(2)}	V _{CE} = -3V, I _C =-3 A	1000	12000	
Collector-emitter saturation voltage	V _{CE(sat)}	I _C =-3A, I _B =-12mA I _C =-5 A, I _B =-20mA		2 4	V
Base-emitter voltage	V _{BE}	V _{CE} =3V, I _C =3 A		2.5	V
Output Capacitance	C _{ob}	V _{CB} =-10V, I _E =0, f=0.1MHz		300	pF



TO-220-3L Package Outline Dimensions



Symbol	Dimensions In Millimeters		Dimensions In Inches	
	Min	Max	Min	Max
A	4.470	4.670	0.176	0.184
A1	2.520	2.820	0.099	0.111
b	0.710	0.910	0.028	0.036
b1	1.170	1.370	0.046	0.054
c	0.310	0.530	0.012	0.021
c1	1.170	1.370	0.046	0.054
D	10.010	10.310	0.394	0.406
E	8.500	8.900	0.335	0.350
E1	12.060	12.460	0.475	0.491
e	2.540 TYP		0.100 TYP	
e1	4.980	5.180	0.196	0.204
F	2.590	2.890	0.102	0.114
h	0.000	0.300	0.000	0.012
L	13.400	13.800	0.528	0.543
L1	3.560	3.960	0.140	0.156
Φ	3.735	3.935	0.147	0.155